



Department of Computing
Bachelor of Science (Hons) in Software Development

Creche Connect

Project Report

Supervisor: Chris Meudec
Student Name: Michal Gornicki
Student Number: C00265618
Date: 2022/2023

Abstract

The Creche Connect application aims to create a simple and secure platform for childcare practitioners to track the pupil's progress and communicate effectively with parents/guardians about their child's development.

Table of contents

Abstract	1
1. Introduction	4
2. Project Description	4
2.1. Application Frontend	4
2.2. Application Backend	4
2.3. Application Screens	4
2.3.1. Login Screen.	5
2.3.2. Register Screen.	5
2.3.3. Forgot Password Screen.	5
2.3.4. Home Screen.	6
2.3.5. Home Screen with empty search.	6
2.3.6. Add Review Screen.	6
2.3.7. Add Review Screen with new data.	7
2.3.8. Home Screen with the added review.	7
2.3.9. Copy Review Screen.	8
2.3.10. Update Child Screen.	9
2.3.11. Update Child Screen with updated data.	10
2.3.12. Home Screen with updated information.	11
2.3.13. Add Child Screen.	12
2.3.14. Add Child Screen with new data.	13
2.3.15. Home Screen with the new child.	14
2.3.16. Remove Screen.	15
2.3.17. Archive Screen.	16
2.3.18. Archive Screen with an invalid name.	17
2.3.19. Archive Screen with an invalid date.	18
2.3.20. Message Screen.	19
2.3.21. Message Screen failed to send a text.	20
2.3.22. Home Screen for childcare practitioner.	21
2.3.23. Home Screen for a parent.	22
3. Challenges.	23
3.1. React	23
3.1.1. Challenge:	23
Solution:	23
3.1.2. Challenge:	24
Solution:	24
3.1.3. Challenge:	24

Solution:	24
3.2. Firebase	24
3.2.1. Challenge:	24
Solution:	24
3.2.2. Challenge:	24
Solution:	24
3.3. Cross-device development.	25
3.3.1. Challenge:	25
Solution:	25
3.3.2. Challenge:	25
Solution:	25
4. Learning outcomes	25
4.1. Personal	25
Problem-solving skills:	25
Time management:	25
Adaptability:	26
4.2. Technical	26
React:	26
React-Bootstrap:	26
React-Router:	26
Firebase Services:	26
Security:	26
Versioning:	26
5. Project Review	27
5.1. Achieved	27
5.2. Not Achieved	27
5.3. What if I had more time?	28
5.4. Would I approach this project differently?	28
5.5. Any advice for someone attempting a similar project?	28
5.6. Am I happy with the technologies used for my project?	29
6. Conclusions	29
7. Acknowledgements	30
8. Declaration	30

1. Introduction

This project report presents a comprehensive overview of developing and executing the Creche Connect application. This report aims to provide a clear understanding of the project's objectives, technical aspects, challenges faced, and valuable learning outcomes, both technical and personal.

2. Project Description

Creche Connect is a Progressive Web App (PWA), an advanced form of a responsive website that functions like a mobile app. PWA can be accessed from the browser or installed directly on the device. PWA offers multi-platform flexibility, responsiveness, and security.

2.1. Application Frontend

The Frontend user interface was built using React, React-Bootstrap and React_Router.

Facebook developed React, a JavaScript library used to build components of the Creche Connect application.

React-Bootstrap is a UI library which offers pre-built components based on Bootstrap, such as buttons, forms, and cards. It is used for styling and designing along with React. It was chosen because it optimises Bootstrap to use with React.

React-Router handled navigation between different parts of the Creche Connect.

When there was a need to style specific components, SASS (Syntactically Awesome Style Sheets) was used as it is considered better suited to work with React. SASS enhances the capabilities of CSS by providing additional features and functionality.


2.2. Application Backend

The backend of Crache Connect was created with the use of Firebase, which is a Backend-as-a-Service (BaaS) platform developed by Google. It offers various services, such as authentication, storage, and real-time databases.

2.3. Application Screens

The application is web responsive, so it can be used on mobile, tablet or desktop computers; however, the screenshots provided are for desktop pc.

2.3.1. Login Screen.

 Login

Email address

We'll never share your email with anyone else.


Password

Your password must be minimum 8 characters long, contain letters, numbers, special characters, upper and lower cases.

[Sign In](#)

Did you [Forgot Password?](#)
Are you not registered? [Register](#)

2.3.2. Register Screen.

 Register for Creche Connect

First Name

Last Name

Email address

Password

Add avatar


[Choose file](#) No file chosen

User Type

[Sign Up](#)

Are you already registered? [Login](#)

2.3.3. Forgot Password Screen.

 Forgot Password

[Send Reset Email](#)

[Go back to Login](#)

2.3.4. Home Screen.

Creche Connect MICHAL MANAGER Logout

**Welcome,
MICHAL MANAGER**

"We enhance the quality of a child's development by improving communication between childcare practitioners and parents."

Search for a child by name

MARIUS BARRY

Date of Birth:
2019-03-12

Parent Name:
Martina

Parent Email:
martinabarry@yahoo.com

Parent Mobile Number:
0861741256

Child's Health Info:
*All vaccinations are up to date. *If child has a fever then give 5ml of Calpol as per parent consent.

Additional Information:
*Child is allergic to peanuts. *Child is sensitive to noise.

DAILY REVIEWS - 17/04/2023

Add Review Copy Review Update Child Remove

Add a child Message Archive

2.3.5. Home Screen with empty search.

Creche Connect MICHAL MANAGER Logout

**Welcome,
MICHAL MANAGER**

"We enhance the quality of a child's development by improving communication between childcare practitioners and parents."

ad

There is no child with this name in the system.

Add a child Message Archive

2.3.6. Add Review Screen.

Creche Connect MICHAL MANAGER Logout

Daily Review - 17/04/2023

Meals

--:-- 🕒

Enter what the child ate

Nappies

--:-- 🕒

Select Nappy Status ▼

Activities

Enter activities

Other Comments

Enter other comments

Updated By

MICHAL MANAGER

[Add Review](#)

[Back to Main Menu](#)

2.3.7. Add Review Screen with new data.

Creche Connect MICHAL MANAGER Logout

ccdb-f69e9.web.app says

Are you happy with the review information for child: MARIUS BARRY?

[Cancel](#) [OK](#)

Meals

08:17 🕒

Oats meal

Nappies

09:20 🕒

Dry ▼

Activities

After the meal we were playing with puzzles and then we went outside.

Other Comments

Child played well with other kids.

Updated By

MICHAL MANAGER

[Add Review](#)

[Back to Main Menu](#)

2.3.8. Home Screen with the added review.

MICHAL MANAGER

"We enhance the quality of a child's development by improving communication between childcare practitioners and parents."

Search for a child by name

MARIUS BARRY

Date of Birth:

2019-03-12

Parent Name:

Martina

Parent Email:

martinabarry@yahoo.com

Parent Mobile Number:

0861741256

Child's Health Info:

*All vaccinations are up to date. *If child has a fever then give 5ml of Calpol as per parent consent.

Additional Information:

*Child is allergic to peanuts. *Child is sensitive to noise.

DAILY REVIEWS - 17/04/2023

Meal Time: 08:17

Meals: Oats meal

Nappy Time: 09:20

Nappy Status: dry

Activities: After the meal we were playing with puzzles and then we went outside.

Other Comments: Child played well with other kids.

Updated By: MICHAL MANAGER

Updated At: 09:23:32

Add Review

Copy Review

Update Child

Remove

Add a child

Message

Archive

2.3.9. Copy Review Screen.

MICHAL MANAGER

"We enhance the quality of a child's development by improving communication between childcare practitioners and parents."

Search for a child by name

MARIUS BARRY

Date of Birth:

2019-03-12

Parent Name:

Martina

Parent Email:

martinabarry@yahoo.com

Parent Mobile Number:

0861741256

Child's Health Info:

*All vaccinations are up to date. *If child has a fever then give 5ml of paracetamol. If paracetamol does not work use Ibuprofen, also 5ml.

Daily reviews copied to clipboard!

Additional Information:

*Child is allergic to peanuts. *Child is sensitive to noise.

DAILY REVIEWS - 17/04/2023

Meal Time: 08:17

Meals: Oats meal

Nappy Time: 09:20

Nappy Status: dry

Activities: After the meal we were playing with puzzles and then we went outside.

Other Comments: Child played well with other kids.

Updated By: MICHAL MANAGER

Updated At: 09:23:32

Add Review

Copy Review

Update Child

Remove

Add a child

Message

Archive

2.3.10. Update Child Screen.

Creche Connect MICHAL MANAGER Logout

Update Child

First Name
marius

Last Name
barry

Parent Name
Martina

Date of Birth
12/03/2019

Parent Email
martinabarry@yahoo.com

Parent Mobile Number
0861741256

Health Information
*All vaccinations are up to date.
*If child has a fever then give 5ml of Calpol as per parent consent.

Additional Information
*Child is allergic to peanuts.
*Child is sensitive to noise.

Save Changes

Back to Main Menu

2.3.11. Update Child Screen with updated data.

The screenshot displays the Creche Connect web application interface. At the top, there is a dark navigation bar with the 'Creche Connect' logo on the left, the text 'ccdb-f69e9.web.app says' in the center, and 'MICHAL MANAGER Logout' on the right. A confirmation dialog box is overlaid on the page, asking 'Are you sure you want to update child: MARIUS BARRY?' with 'Cancel' and 'OK' buttons. Below the dialog is a form for updating child information. The form fields are: First Name (marius), Last Name (barry), Parent Name (Martina), Date of Birth (12/03/2019), Parent Email (martinabarry@yahoo.com), and Parent Mobile Number (0861741256). There are two text areas for health and additional information. The health information area contains: '*All vaccinations are up to date.', '*If child has a fever then give 5ml of Calpol as per parent consent.', and '*If Calpol does not work use Ibuprofen, also 5ml.'. The additional information area contains: '*Child is allergic to peanuts.' and '*Child is sensitive to noise.'. At the bottom of the form is a 'Save Changes' button, and below the form is a 'Back to Main Menu' button.

Creche Connect

ccdb-f69e9.web.app says

MICHAL MANAGER Logout

Are you sure you want to update child: MARIUS BARRY?

Cancel OK

First Name

marius

Last Name

barry

Parent Name

Martina

Date of Birth

12/03/2019

Parent Email

martinabarry@yahoo.com

Parent Mobile Number

0861741256

Health Information

*All vaccinations are up to date.
*If child has a fever then give 5ml of Calpol as per parent consent.
*If Calpol does not work use Ibuprofen, also 5ml.

Additional Information

*Child is allergic to peanuts.
*Child is sensitive to noise.

Save Changes

Back to Main Menu

2.3.12. Home Screen with updated information.

MICHAL MANAGER

"We enhance the quality of a child's development by improving communication between childcare practitioners and parents."

Search for a child by name

MARIUS BARRY

Date of Birth:

2019-03-12

Parent Name:

Martina

Parent Email:

martinabarry@yahoo.com

Parent Mobile Number:

0861741256

Child's Health Info:

*All vaccinations are up to date. *If child has a fever then give 5ml of Calpol as per parent consent. *If Calpol does not work use Ibuprofen, also 5ml.

Additional Information:

*Child is allergic to peanuts. *Child is sensitive to noise.

DAILY REVIEWS - 17/04/2023

Meal Time: 08:17

Meals: Oats meal

Nappy Time: 09:20

Nappy Status: dry

Activities: After the meal we were playing with puzzles and then we went outside.

Other Comments: Child played well with other kids.

Updated By: MICHAL MANAGER

Updated At: 09:23:32

Add Review

Copy Review

Update Child

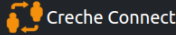
Remove

Add a child

Message

Archive

2.3.13. Add Child Screen.


 Creche Connect MICHAL MANAGER [Logout](#)

Add Child

First Name

Last Name

Parent Name

Date of Birth
 

Parent Email

Parent Mobile Number

Health Information

Additional Information

[Add Child](#)

[Back to Main Menu](#)

2.3.14. Add Child Screen with new data.

Creche Connect ccdb-f69e9.web.app says MICHAL MANAGER Logout

Are you sure you want to add child: ANNA WHITE?

Cancel OK

First Name
Anna

Last Name
White

Parent Name
Darren

Date of Birth
01/03/2020

Parent Email
darrenwhite@yahoo.com

Parent Mobile Number
0891594598

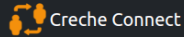
Health Information
*All vaccinations are up to date

Additional Information
She likes to paint.

Add Child

Back to Main Menu

2.3.15. Home Screen with the new child.

MICHAL MANAGER [Logout](#)

Welcome, MICHAL MANAGER

"We enhance the quality of a child's development by improving communication between childcare practitioners and parents."

ANNA WHITE

Date of Birth:
2020-03-01

Parent Name:
Darren

Parent Email:
darrenwhite@yahoo.com

Parent Mobile Number:
0891594598

Child's Health Info:
*All vaccinations are up to date

Additional Information:
She likes to paint.

DAILY REVIEWS - 17/04/2023

[Add Review](#) [Copy Review](#) [Update Child](#) [Remove](#)

[Add a child](#) [Message](#) [Archive](#)

2.3.16. Remove Screen.

The screenshot displays the Creche Connect web application interface. At the top, a dark navigation bar contains the logo on the left, the text "ccdb-f69e9.web.app says" and a confirmation message "Are you sure you want to remove this child: ANNA WHITE?" in the center, and the user name "MICHAL MANAGER" with a "Logout" button on the right. A modal dialog box is centered over the page, asking for confirmation to remove the child, with "Cancel" and "OK" buttons. Below the dialog, the title "MICHAL MANAGER" is displayed in large orange letters, followed by the tagline: "We enhance the quality of a child's development by improving communication between childcare practitioners and parents." A search bar is present with the placeholder text "Search for a child by name". The main content area shows the profile for "ANNA WHITE". The profile details include: Date of Birth: 2020-03-01; Parent Name: Darren; Parent Email: darrenwhite@yahoo.com; Parent Mobile Number: 0891594598; Child's Health Info: *All vaccinations are up to date; Additional Information: She likes to paint. Below the profile details is a section for "DAILY REVIEWS - 17/04/2023" with buttons for "Add Review", "Copy Review", "Update Child", and "Remove". At the bottom of the page, there are three orange buttons: "Add a child", "Message", and "Archive".

Creche Connect

ccdb-f69e9.web.app says
Are you sure you want to remove this child: ANNA WHITE?

MICHAL MANAGER Logout

Cancel OK

MICHAL MANAGER

"We enhance the quality of a child's development by improving communication between childcare practitioners and parents."

Search for a child by name

ANNA WHITE

Date of Birth:
2020-03-01

Parent Name:
Darren

Parent Email:
darrenwhite@yahoo.com

Parent Mobile Number:
0891594598

Child's Health Info:
*All vaccinations are up to date

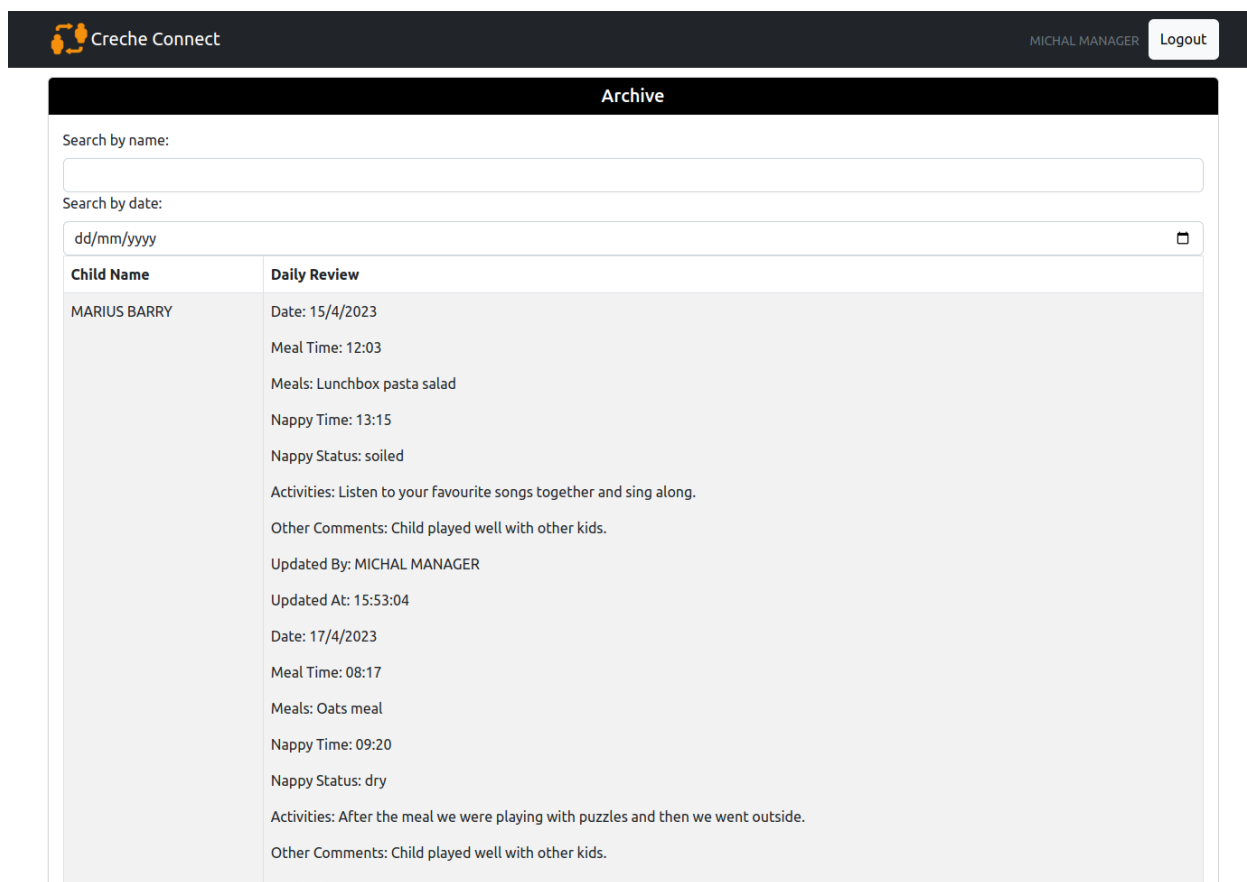
Additional Information:
She likes to paint.

DAILY REVIEWS - 17/04/2023

Add Review Copy Review Update Child Remove

Add a child Message Archive

2.3.17. Archive Screen.



The screenshot shows the 'Archive' page in the Creche Connect system. At the top, there is a navigation bar with the 'Creche Connect' logo on the left, the user name 'MICHAL MANAGER' in the center, and a 'Logout' button on the right. Below the navigation bar, the page title 'Archive' is centered. There are two search filters: 'Search by name:' with an empty text input field, and 'Search by date:' with a date input field containing 'dd/mm/yyyy' and a calendar icon. Below the filters is a table with two columns: 'Child Name' and 'Daily Review'. The table contains two rows of data for the child 'MARIUS BARRY'.

Child Name	Daily Review
MARIUS BARRY	Date: 15/4/2023 Meal Time: 12:03 Meals: Lunchbox pasta salad Nappy Time: 13:15 Nappy Status: soiled Activities: Listen to your favourite songs together and sing along. Other Comments: Child played well with other kids. Updated By: MICHAL MANAGER Updated At: 15:53:04
MARIUS BARRY	Date: 17/4/2023 Meal Time: 08:17 Meals: Oats meal Nappy Time: 09:20 Nappy Status: dry Activities: After the meal we were playing with puzzles and then we went outside. Other Comments: Child played well with other kids. Updated By: MICHAL MANAGER

2.3.18. Archive Screen with an invalid name.


The screenshot shows the 'Archive' screen in the Creche Connect application. At the top, the header includes the 'Creche Connect' logo and the user name 'MICHAL MANAGER' with a 'Logout' button. The main content area is titled 'Archive' and contains two search filters: 'Search by name:' and 'Search by date:'. The 'Search by name:' field contains the letter 'd' and has a tooltip with 'ds' pointing to it. Below this field is a 'Clear' button. The 'Search by date:' field contains the placeholder 'dd/mm/yyyy' and a calendar icon. Below this field is a red error message: 'No Review found, please check Child's Name or Date. Try again.'. At the bottom of the search area, there are two tabs: 'Child Name' and 'Daily Review'. Below the tabs is a 'Print' button. At the very bottom of the screen is a 'Back to Main Menu' button.

2.3.19. Archive Screen with an invalid date.

Creche Connect MICHAL MANAGER Logout

Archive

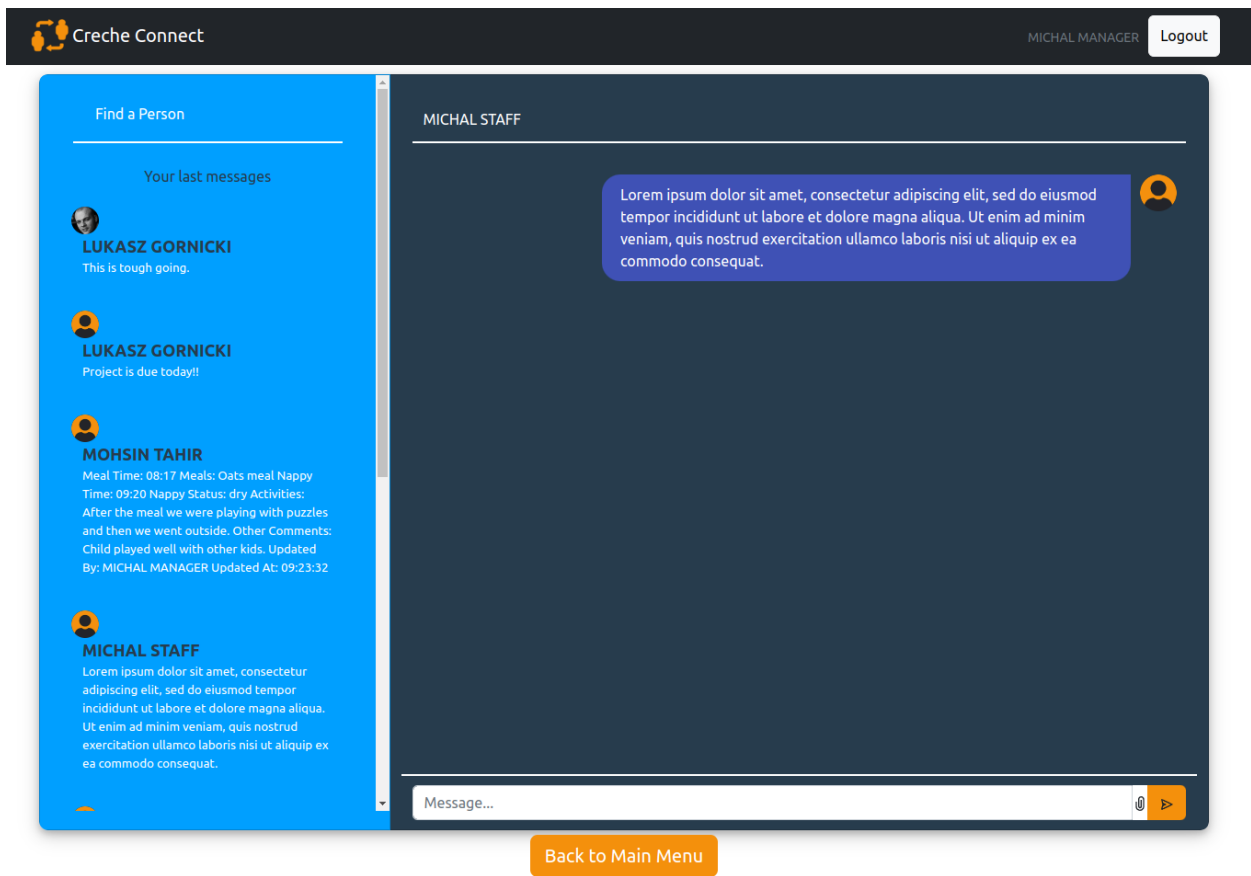
Search by name:

Search by date:
 

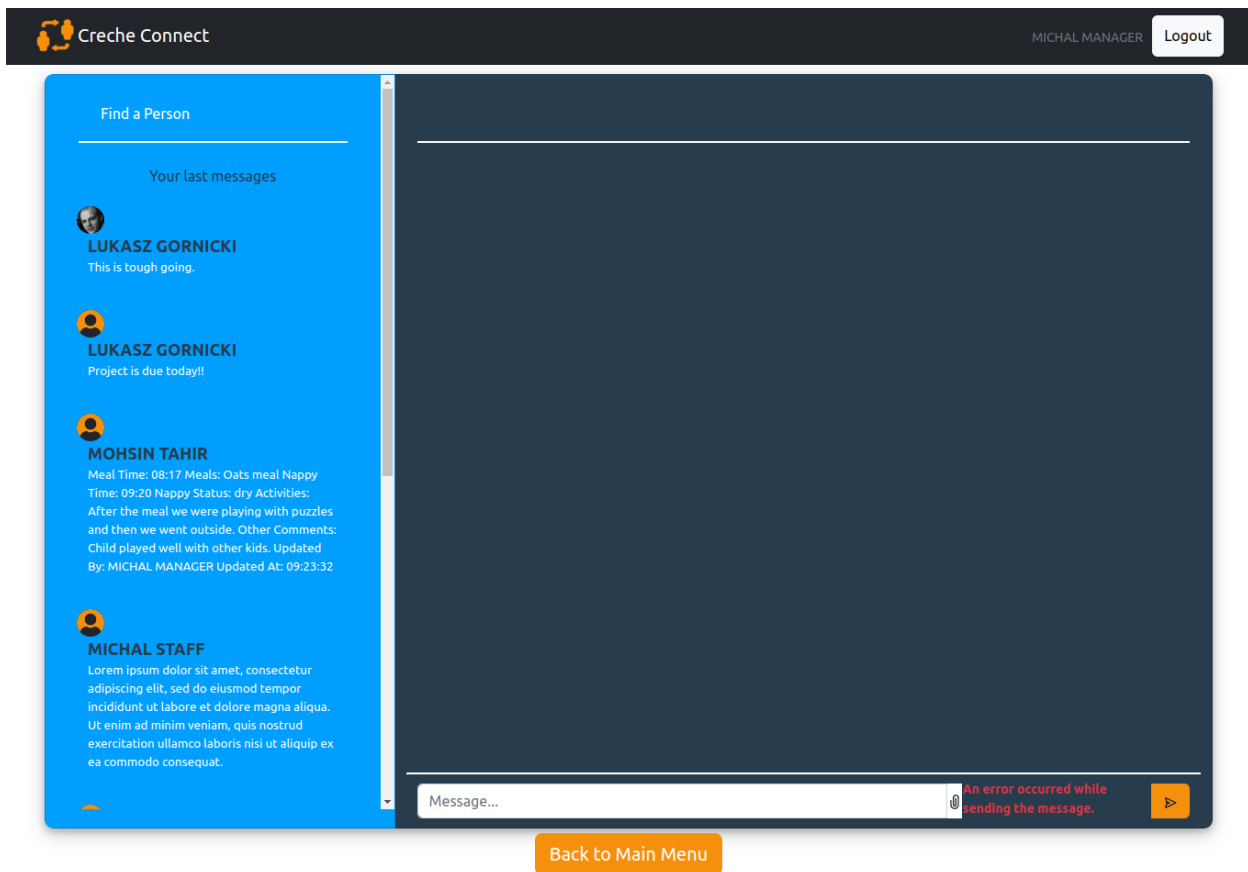
No Review found, please check Child's Name or Date. Try again.

Child Name	Daily Review
-------------------	---------------------

2.3.20. Message Screen.



2.3.21. Message Screen failed to send a text.



2.3.22. Home Screen for childcare practitioner.

MICHAL STAFF

"We enhance the quality of a child's development by improving communication between childcare practitioners and parents."

Search for a child by name

MARIUS BARRY

Date of Birth:

2019-03-12

Parent Name:

Martina

Parent Email:

martinabarry@yahoo.com

Parent Mobile Number:

0861741256

Child's Health Info:

*All vaccinations are up to date. *If child has a fever then give 5ml of Calpol as per parent consent. *If Calpol does not work use Ibuprofen, also 5ml.

Additional Information:

*Child is allergic to peanuts. *Child is sensitive to noise.

DAILY REVIEWS - 17/04/2023

Meal Time: 08:17

Meals: Oats meal

Nappy Time: 09:20

Nappy Status: dry

Activities: After the meal we were playing with puzzles and then we went outside.

Other Comments: Child played well with other kids.

Updated By: MICHAL MANAGER

Updated At: 09:23:32

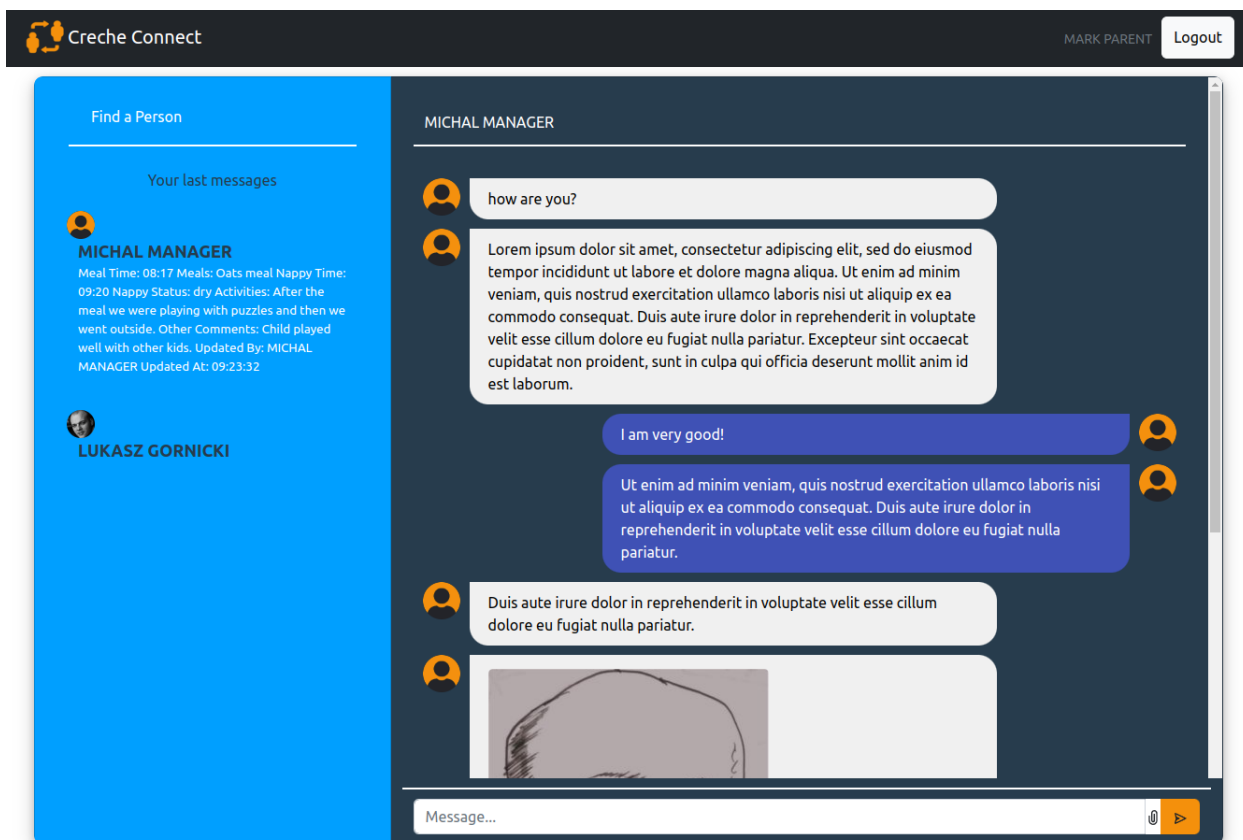
Add Review

Copy Review

Message

Archive

2.3.23. Home Screen for a parent.



3. Challenges.

Overall, it was a challenging project from start to finish because these were new technologies to me, and I had to learn everything.

3.1. React

3.1.1. Challenge:

Although I had an opportunity to use React during my internship, it was not enough, and at the beginning, it took me some time to understand the component-based architecture in React.

Solution:

I watched a few tutorials on YouTube and then started by building small components and gradually moving on to do more complex bits of the project.

3.1.2. Challenge:

The form validation in the registration component was not working as expected.

Solution:

I identified that the 'validateForm' function was not being called on every input change. I solved the issue by adding the 'validateForm' function call to the appropriate event handlers to fix the issue.

3.1.3. Challenge:

I had an issue with navigating to the login page after a successful registration. If I add links, it will work.

Solution:

I used the useNavigate hook from the React Router library. I called navigate with the path /login after successfully creating a user and updating their profile, which redirects the user to the login page. It took me some time, but I figured it out.

3.2. Firebase

3.2.1. Challenge:

First, setting up Firebase was not easy. Documentation was also not helping. It is confusing sometimes. I preferred to watch tutorials rather than go through the documentation.

I had an issue creating a user in Firebase Authentication and Firestore. It looked like I could authenticate, but no user was created.

Solution:

I found a solution by using createUserWithEmailAndPassword to create a new user in Firebase Authentication and then using updateProfile to set the user's display name. After that, I used setDoc to create a new document in the Firestore collection "users" with the necessary data, such as uid, displayName, email, and photoURL.

3.2.2. Challenge:

The user's uploaded avatar is not being saved to Firebase Storage.

Solution:

I noticed that the storage reference was incorrectly configured. Updated the storage reference with the correct path and ensured that the user's avatar is uploaded successfully.

3.3. Cross-device development.

3.3.1. Challenge:

Progressive Web App is multiplatform, and the goal of the Creche Connect application is to be fully functional on desktop, mobile or tablet. Cascading Style Sheets (CSS) do not always allow me to make changes as I would like.

Solution:

After research, I decided to swap CSS for SASS because it offers more control. It allows for the nesting of selectors within other selectors, which makes it easier to code and read complex stylesheets.

3.3.2. Challenge:

I had an issue with the styling of the login form.

Solution:

I found a solution by importing and customizing the Bootstrap components and adding custom styles. I used the Container, Card, Form, Button, and Image components from the "react-bootstrap" library. I added custom class names and inline styles where necessary to create a visually appealing and responsive login form.

4. Learning outcomes

4.1. Personal

Problem-solving skills:

Developing a real-time messaging application requires identifying and resolving various issues related to authentication, data storage, and user interactions. It was not easy, but with persistence, I overcame these challenges.

Time management:

Building a project of this scale in such a short time frame, along with other deliverable assignments, requires good time management skills. I did not always succeed, but most of the time, I set achievable goals that helped me to move forward in the right direction to complete the Creche Connect project.

Adaptability:

When I was researching what I was going to use to develop the Creche Connect application, I thought that I need to get out of my comfort zone. I picked technologies I know very little of, like React and those I used for the first time, like Firebase. It was challenging, but I understood I must adapt and learn new skills to keep my application modernised and relevant.

4.2. Technical

React:

I better understand the React fundamentals, including components and state management. It is still a long journey ahead of me, but I feel more competent than I did a few months back.

React-Bootstrap:

I have learned to develop user interfaces using React-Bootstrap and learn how to make them responsive and visually appealing.

React-Router:

This may seem easy, but it took some time before I understood how to manage navigation and routing in a single-page application using React-Router.

Firebase Services:

I better understand using Firebase Authentication, Cloud Firestore, and Firebase Storage for user authentication, data storage, and real-time messaging.

Security:

I have learned best practices for securing user data using Firebase Authentication. Securely handle user authentication to ensure that only authenticated users can access the application and perform actions based on their assigned roles and permissions.

Versioning:

Using Git to keep track of the code is important, along with regular commits. I learned that not committing regularly may cost the extra time spent on the code, which you would not have to if you pushed your code frequently.

5. Project Review

5.1. Achieved

The sole focus of the Creche Connect application was tracking the child's progress from the day of registration to the last day in service and improving communication with parents/guardians.

I have achieved that through the use of the Daily Reviews screen. A manager or child practitioner can add reviews on the go whether they use a mobile, tablet or desktop computer. Adding them is straightforward through drop-down selections and free text entries. It takes a couple of minutes to enter observations that can be beneficial in monitoring a child's progress.

Another feature is Copy Review which allows managers or childcare practitioners to copy the content of the review, go to messages, find a parent and send them that review. This will inform them about their child's advancement and allow them to ask follow-up questions.

An intuitive and simple design was on my mind when I was developing the Creche Connect application, and I believe I have achieved that goal. The application is self-explanatory, and anyone using it could find their way around it quickly.

An essential feature of the application was to have the option to export the child's progress details as a PDF so it can be kept and stored as a soft or hard copy and that was delivered in the Archive screen.

A manager or childcare practitioner can go to Archive, find a daily review for a child, date or both and then print it out or save it as a PDF file.

The Creche Connect is multi-platform, meaning it does not matter what device is available for a practitioner's phone, tablet or desktop. They can make observations and add them to the application using their preferred tool. This goal was achieved using bootstrap-react libraries and SASS to improve styling, and the application is entirely usable regardless of the device used to access it.

As per the original requirement, Creche Connect has a built-in communication option which allows the exchange of messages between parents and childcare practitioners. The built-in communicator can attach pre-generated daily reviews based on the entries made by the childcare practitioner. These reports can then be forwarded to parents so they can keep an eye on their child's progress and reply to them if they have any further enquiries.

5.2. Not Achieved

If I had more time, I would make it more responsive. The application is fully usable on all devices, but there is room for improvement.

The biggest missing part of the application is that I could not implement the notification feature. This does not impact the application functionality, but now the parent needs to log in to the app and check if there is a new message from the creche.

5.3. What if I had more time?

In the Daily Review screen, I would like to add more options like naps, time of naps, medicine and time taken.

The way reviews are displayed on the Home screen and in the Archives screen could be better arranged.

As I mentioned earlier, I would implement notifications so the recipient does not have to log in to the application to know that there is new information about their child's progress.

I would also consider using AI to go through child's Reviews and pick up on some behaviours or regular occurrences that could help practitioners identify if a child may need some additional needs.

Identifying earlier if a child needs additional help or a different approach could have a huge and positive impact on that child's life. The sooner practitioners and parents can recognise a problem, the sooner they can act and slow or even stop the progress of an illness.

5.4. Would I approach this project differently?

If I were starting today, I would have my Trello app ready to monitor my progress and be more agile. It took me some time to change my mindset to build something ahead and then go back and add functionalities.

I meant to deliver Messaging screen during the second iteration, but I could not grasp how to work on this if I don't have Login and Registration ready. Years stuck in the waterfall way took a toll on me, but I know now that you identify the strongest feature of your application, what is going to sell it and build it. Prove a concept. Because if you can do that, it means that the project can be successfully developed, and now you just building back.

What if I developed Login and Registration and other components first and then fail to create messaging feature? That would mean that all that work was worthless.

Thankfully I was able to deliver my project.

5.5. Any advice for someone attempting a similar project?

If someone is considering a similar project right now, I would tell them to identify the strongest feature of the application and build it.

If you fail, then that is ok. Better at the beginning than at the end with all the money and time invested. Make sure that you commit to your progress regularly. If it works, then add, commit and push. This will help you at some stage when you will break something in your code. If your GitHub is up to date, then all you need to do just get your working code and start from that point.

Get yourself an application to track your progress. I discovered Trello in the middle of my development, but it still was very good.

5.6. Am I happy with the technologies used for my project?

Overall I am happy with the technologies I have chosen for my first iteration, except for Appwrite.

Appwrite is direct competition to Firebase, and it is open source. I liked the idea of using this application, but I needed help finding enough tutorials.

The learning curve was steep, and during this project, there was no luxury of spare time, so I deliberately decided to replace Appwrite with Firebase.

I may use Appwrite next time when I build another application.

6. Conclusions

Writing this report help me realise that most of the goals I set for Creche Connect were achieved. Some features were missing, like notifications, but overall the application is still functional.

When I decided to extend my course by one more year, I gave myself a condition. I knew that I would have to develop an application, and I told myself that if I could do it, I am not that bad and that, with years of experience, I will get better on the job.

If I don't succeed, I will look for a niche within IT and try there.

Today I am very happy because not only have I delivered a working application and I met all my original requirements, but also because I proved to myself that I am not too bad and I should be proud of what I achieved.

7. Acknowledgements

I am grateful to **Dr Chris Meudec**, who has supported and guided me throughout this endeavour.

The last few months were difficult, and I never thought I would manage to finish this project. I often thought I was not good enough, but every Monday during the meetings, Chris was there to help me to stay on track, “baby steps”.

If you're reading this and looking for a supervisor to guide you through your fourth-year project, ask Chris if he's available. His calmness and experience, and straight-to-the-point approach benefited me a lot. If it allowed me to succeed, then for sure, it will help you too.

8. Declaration

- I declare that all material in this submission, e.g. thesis/essay/project/assignment, is entirely my own work except where duly acknowledged.
- I have cited the sources of all quotations, paraphrases, summaries of information, tables, diagrams, or other material, including software and other electronic media in which intellectual property rights may reside.
- I have provided a complete bibliography of all works and sources used in the preparation of this submission
- I understand that failure to comply with the Institute's regulations governing plagiarism constitutes a serious offence.

Student Name : Michal Gornicki

Student Number: C00265618

Student Signature: Michal Gornicki